



REGULAR BOARD MEETING AGENDA

Thursday, March 17th, 2022 approximately 4:45 pm
 Minnesota Transitions Charter School District Office
 2872, 26th Avenue South, Minneapolis, MN 55406

[Zoom Link](#)

Pursuant to Minnesota Statutes section 13D.021, the Board Chair and Legal Counsel have determined that requiring complete in-person attendance at Board Meetings is not practical or prudent due to the continuing health pandemic. In light of this decision, some members of the Board may be attending the meeting via interactive technology, and members of the public may similarly monitor the meeting via interactive technology. Some or all of the Board will be in attendance at the regular location, and members of the public may also attend in-person, should they so choose.

1. Call to order
2. MTCS Mission Statement
We are a student-centered learning community that inspires and supports all learners to achieve excellence through equitable, relevant learning experiences.
3. Roll call and noting of quorum (*Roll by Voice - 8 current members, 5 constitutes quorum - Role call and Voting to be completed in the following order:*

<ol style="list-style-type: none"> a. Ismail Adam b. Terry Brown c. Tyler Frankhouse d. KiloMarie Granda 	<ol style="list-style-type: none"> e. Martin Lukaszewski f. Mohamed Mahad Mire g. Alinasir Samatar h. Rebecca Selander
--	--
4. Conflict of Interest ([Policy #210](#))
 Are there any members of the board possessing a conflict of interest on any of the Agenda items listed. Please signify as to which item where a conflict of interest exists.
5. Approval of agenda
Motion to approve the agenda (as written or with the following changes...)
6. [Strategic Planning Committee](#)
7. Open forum/public comment ([Board Policy #206](#))
8. Consent Agenda
 - a. [Approval of the February 24th Regular Meeting Minutes](#)
 - b. [Approval of the March 3rd Board of Directors Work Session Minutes](#)

- c. [Approval of the March 15th Executive Committee Meeting Minutes](#)
- d. [Approval of Accounts Payable](#)
- e. [HR resignations, terminations, new hires](#)

Motion to accept Consent agenda as written (or with the following changes...)

9. Reports - School Community/Building Leaders - Banaadir Elementary - Khaleef Warsame

10. Reports - Board

- a. Board Chair Report
- b. Financial Report
- c. Executive Director's Report
- d. Board Committee Reports
 - a. Compensation
 - b. Academic
 - c. Diversity and Equity
 - d. Technology
 - e. Marketing

11. Action Items

- a. Appointment of new Board of Directors Teacher Member
Motion to appoint Sara Roberts to the Board of Directors as a teacher member for the open term ending in 2024.
- b. K-5 Planning Principal for Minnesota Virtual Schools
Motion to approve the creation of the position of K-5 Planning Principal as a part of Minnesota Virtual School. [Job Description](#)
- c. MTCS Leadership [Succession Plan](#)
Motion to approve the MTCS Leadership Succession Plan.
- d. [Masking Policy Feedback Data](#)
Motion to relax masking policies approved in August 2021 and allow masking to be optional at MTCS on X/X. (If no change, no motion must be made) added 3/14

12. Discussions

- a. Interview dates/times
- b. Upcoming Meetings:
 - i. March 31, 2022 at 5PM (Special Meeting - SI/ED Interview Selection)
 - ii. SI/ED interviews TBD
 - iii. April 28, 2022 at 4:45PM (Regular Meeting)
- c. *Superintendent candidate review prior to 3/31 Added 3/15*

13. Adjournment

MINNESOTA TRANSITIONS CHARTER
Payment Reg by Bank and Check

Bank	Batch	Pmt No	Check No	Pay Type	Grp Code	Rcd	Vendor	Tax Class	Print	Recon	Void	Pay/Void Date	Amount
VB		7383		Wire	1	1005	FURTHER		No	Yes	No	02/20/2022	157.50
VB		7384		Wire	1	1005	FURTHER		No	Yes	No	02/07/2022	905.07
VB		7385		Wire	1	1005	FURTHER		No	Yes	No	02/14/2022	1,050.85
VB		7386		Wire	1	1554	INTERNAL REVENUE SERVICE		No	Yes	No	02/15/2022	118,756.07
VB		7387		Wire	1	2848	MN CHILD SUPPORT PYMT CTR		No	Yes	No	02/15/2022	1,952.20
VB		7388		Wire	1	2855	MN DEPARTMENT OF REVENUE		No	Yes	No	02/15/2022	20,215.83
VB		7389		Wire	1	3147	PERA		No	Yes	No	02/15/2022	18,947.27
VB		7390		Wire	1	3836	TEACHERS RETIREMENT ASSOCIATIO		No	Yes	No	02/15/2022	62,658.86
VB		7391		Wire	1	4478	TX Child Support		No	Yes	No	02/15/2022	251.50
VB		7392		Wire	1	1554	INTERNAL REVENUE SERVICE		No	Yes	No	02/22/2022	1,604.28
VB		7393		Wire	1	2855	MN DEPARTMENT OF REVENUE		No	Yes	No	02/22/2022	273.81
VB		7394		Wire	1	3836	TEACHERS RETIREMENT ASSOCIATIO		No	Yes	No	02/22/2022	841.76
VB		7426		Wire	1	2967	NAVIGATE CARE CONSULTING LLC		No	Yes	No	02/22/2022	3,570.00
VB		7427		Wire	1	2967	NAVIGATE CARE CONSULTING LLC		No	Yes	No	02/22/2022	3,842.50
VB		7428		Wire	1	3602	SPRINT		No	Yes	No	02/22/2022	353.87
VB		7429		Wire	1	3924	US BANK		No	Yes	No	02/22/2022	592.42
VB		7430		Wire	1	4325	COHERENT BUS COMPANY		No	Yes	No	02/22/2022	2,050.00
VB		7431		Wire	1	4325	COHERENT BUS COMPANY		No	Yes	No	02/22/2022	21,000.00
VB		7432		Wire	1	4325	COHERENT BUS COMPANY		No	Yes	No	02/22/2022	2,150.00
VB		7433		Wire	1	4325	COHERENT BUS COMPANY		No	Yes	No	02/22/2022	4,000.00
VB		7434		Wire	1	4325	COHERENT BUS COMPANY		No	Yes	No	02/22/2022	4,800.00
VB		7435		Wire	1	4325	COHERENT BUS COMPANY		No	Yes	No	02/22/2022	12,250.00
VB		7436		Wire	1	4325	COHERENT BUS COMPANY		No	Yes	No	02/22/2022	36,020.00
VB		7437		Wire	1	4325	COHERENT BUS COMPANY		No	Yes	No	02/22/2022	15,800.00
VB		7438		Wire	1	4325	COHERENT BUS COMPANY		No	Yes	No	02/22/2022	19,395.00
VB		7439		Wire	1	4408	SCHOOL MANAGEMENT SERVICES		No	Yes	No	02/22/2022	160,440.00
VB		7440		Wire	1	4570	RYAN SIMON		No	Yes	No	02/22/2022	1,920.00
VB		7477		Wire	1	3836	TEACHERS RETIREMENT ASSOCIATIO		No	No	No	02/15/2022	55,176.76
VB		7478		Wire	1	1005	FURTHER		No	Yes	No	02/21/2022	908.73
VB		7479		Wire	1	1005	FURTHER		No	Yes	No	02/27/2022	2,335.40
VB		7480		Wire	1	1554	INTERNAL REVENUE SERVICE		No	No	No	02/28/2022	104,598.07
VB		7481		Wire	1	2848	MN CHILD SUPPORT PYMT CTR		No	No	No	02/28/2022	1,952.20
VB		7482		Wire	1	2855	MN DEPARTMENT OF REVENUE		No	No	No	02/28/2022	18,805.26
VB		7483		Wire	1	3147	PERA		No	No	No	02/28/2022	19,245.29
VB		7484		Wire	1	3836	TEACHERS RETIREMENT ASSOCIATIO		No	No	No	02/28/2022	51,361.89
VB		7485		Wire	1	4478	TX Child Support		No	Yes	No	02/28/2022	251.50
VB		7518		Wire	1	3836	TEACHERS RETIREMENT ASSOCIATIO		No	No	No	02/28/2022	58,512.32
VB		7536		Wire	1	1677	CONNECTIONS EDUCATION LLC		No	Yes	No	02/28/2022	3,000,000.00
VB		7537		Wire	1	1677	CONNECTIONS EDUCATION LLC		No	Yes	No	02/28/2022	3,000,000.00

MINNESOTA TRANSITIONS CHARTER
Payment Reg by Bank and Check

Bank	Batch	Pmt No	Check No	Pay Type	Grp Code	Rcd	Vendor	Tax Class	Print	Recon	Void	Pay/Void Date	Amount
VB		7538		Wire	1	1677	CONNECTIONS EDUCATION LLC		No	Yes	No	02/28/2022	3,000,000.00
VB		7539		Wire	1	2691	MDE-MCIS Acct 621892		No	Yes	No	02/28/2022	12,900.00
VB		7540		Wire	1	4312	CHOICE BANK		No	Yes	No	02/28/2022	5,780.30
VB		7541		Wire	1	4408	SCHOOL MANAGEMENT SERVICES		No	Yes	No	02/28/2022	150.00
VB		7542		Wire	1	1061	GOOGLE		No	Yes	No	02/28/2022	1,500.00
VB		7543		Wire	1	1798	BLUE CROSS BLUE SHIELD OF MN		No	Yes	No	02/28/2022	160,012.03
VB		7544		Wire	1	2282	DELTA DENTAL PLAN OF MN		No	Yes	No	02/28/2022	10,355.58
VB		7545		Wire	1	3675	SUN LIFE FINANCIAL		No	Yes	No	02/28/2022	9,553.02
VB		7546		Wire	1	3675	SUN LIFE FINANCIAL		No	Yes	No	02/28/2022	1,578.74
VB		7547		Wire	1	3918	UPS		No	Yes	No	02/28/2022	654.68
VB		7548		Wire	1	3918	UPS		No	Yes	No	02/28/2022	1,730.82
VB		7549		Wire	1	3918	UPS		No	Yes	No	02/28/2022	469.67
VB		7550		Wire	1	3918	UPS		No	Yes	No	02/28/2022	134.62
VB		7551		Wire	1	4312	CHOICE BANK		No	Yes	No	02/28/2022	227.12
VB		7552		Wire	1	4551	POSTALIA		No	Yes	No	02/28/2022	1,050.00
VB		7299	94658	Check	1	4561	SCANSOM PUBLISHERS		Yes	Yes	Yes	02/08/2022	(3,887.32)
VB		7329	94677	Check	1	1103	CARLSON CONSULTING CORPORATIO		Yes	Yes	No	02/02/2022	1,000.00
VB		7330	94678	Check	1	3127	JOSHUA M PAYNE		Yes	Yes	No	02/02/2022	32.18
VB		7332	94679	Check	1	4565	NIMO MOHAMUD		Yes	Yes	No	02/02/2022	3,588.52
VB		7331	94680	Check	1	3796	THREE RIVERS PARK DISTRICT		Yes	Yes	Yes	02/02/2022	200.00
VB		7331	94680	Check	1	3796	THREE RIVERS PARK DISTRICT		Yes	Yes	Yes	02/24/2022	(200.00)
VB		7335	94681	Check	1	1385	CINTAS		Yes	Yes	No	02/08/2022	380.10
VB		7336	94682	Check	1	1387	CINTAS OHIO		Yes	Yes	No	02/08/2022	602.48
VB		7337	94683	Check	1	1402	CKC GOOD FOOD		Yes	Yes	No	02/08/2022	8,555.95
VB		7334	94684	Check	1	1260	CULLIGAN BOTTLED WATER		Yes	Yes	No	02/08/2022	94.10
VB		7343	94685	Check	1	4520	E FRIEDMAN ASSOCIATES INC		Yes	Yes	No	02/08/2022	480.10
VB		7341	94686	Check	1	4195	EMPOWER U		Yes	Yes	No	02/08/2022	1,047.00
VB		7338	94687	Check	1	2040	FIRST AVENUE FUNDING, LLC		Yes	Yes	No	02/08/2022	23,581.92
VB		7339	94688	Check	1	3101	PAR, INC.		Yes	Yes	No	02/08/2022	423.36
VB		7344	94689	Check	1	4561	SCANSOM PUBLISHERS		Yes	Yes	No	02/08/2022	3,887.32
VB		7342	94690	Check	1	4455	STAPLES TECHNOLOGY SOLUTIONS		Yes	Yes	No	02/08/2022	492.91
VB		7340	94691	Check	1	3899	UNIV LUTHERAN CHURCH OF HOPE		Yes	Yes	No	02/08/2022	9,212.58
VB		7354	94692	Check	1	4429	ADRIAN PUBLIC SCHOOLS		Yes	Yes	No	02/10/2022	1,140.00
VB		7357	94693	Check	1	4507	AMERICAN READING COMPANY		Yes	Yes	No	02/10/2022	5,600.00
VB		7350	94694	Check	1	2760	ANDREA MILLER		Yes	Yes	No	02/10/2022	147.25
VB		7345	94695	Check	1	1104	CAROLINA BIOLOGICAL SUPPLY CO.		Yes	Yes	No	02/10/2022	353.26
VB		7346	94696	Check	1	1385	CINTAS		Yes	Yes	No	02/10/2022	92.56
VB		7347	94697	Check	1	1387	CINTAS OHIO		Yes	Yes	No	02/10/2022	663.00
VB		7348	94698	Check	1	1402	CKC GOOD FOOD		Yes	Yes	No	02/10/2022	11,779.45

MINNESOTA TRANSITIONS CHARTER
Payment Reg by Bank and Check

Bank	Batch	Pmt No	Check No	Pay Type	Grp Code	Rcd	Vendor	Tax Class	Print	Recon	Void	Pay/Void Date	Amount
VB		7361	94699	Check	1	4568	DAONNA LEWIS		Yes	No	No	02/10/2022	50.00
VB		7349	94700	Check	1	1736	FORUM COMMUNICATIONS COMPANY		Yes	Yes	No	02/10/2022	2,750.00
VB		7360	94701	Check	1	4567	LEANNA BROWN		Yes	Yes	Yes	02/10/2022	50.00
VB		7360	94701	Check	1	4567	LEANNA BROWN		Yes	Yes	Yes	02/15/2022	(50.00)
VB		7358	94702	Check	1	4512	PATRICK BROWN		Yes	Yes	No	02/10/2022	1,560.00
VB		7351	94703	Check	1	3381	RS EDEN		Yes	Yes	No	02/10/2022	34.05
VB		7352	94704	Check	1	3492	SENTIENT HEALTHCARE INC		Yes	Yes	No	02/10/2022	247.50
VB		7359	94705	Check	1	4566	SHA DOR, LLC		Yes	Yes	No	02/10/2022	750.00
VB		7355	94706	Check	1	4455	STAPLES TECHNOLOGY SOLUTIONS		Yes	Yes	No	02/10/2022	985.82
VB		7356	94707	Check	1	4494	THE LANGUAGE BANC		Yes	Yes	No	02/10/2022	150.00
VB		7353	94708	Check	1	4296	TRANSPORTATION PLUS		Yes	Yes	No	02/10/2022	320.00
VB		7362	94709	Check	1	1385	CINTAS		Yes	Yes	No	02/11/2022	280.64
VB		7369	94710	Check	1	4569	CITY VIEW ELECTRIC		Yes	Yes	No	02/11/2022	21,225.00
VB		7367	94711	Check	1	4359	HEWLETT-PACKARD FINANCIAL SERVI		Yes	Yes	No	02/11/2022	9,153.41
VB		7363	94712	Check	1	1559	ISCORP		Yes	Yes	No	02/11/2022	166.67
VB		7366	94713	Check	1	4253	NIKKI DIVIRGILIO		Yes	Yes	No	02/11/2022	200.00
VB		7364	94714	Check	1	3386	RUPP, ANDERSON, SQUIRES & WALD		Yes	Yes	No	02/11/2022	3,872.65
VB		7368	94715	Check	1	4408	SCHOOL MANAGEMENT SERVICES		Yes	Yes	Yes	02/11/2022	0.00
VB		7365	94716	Check	1	3712	TEACHERS ON CALL		Yes	Yes	No	02/11/2022	1,487.50
VB		7400	94717	Check	1	1562	1000 PETALS LLC		Yes	No	No	02/22/2022	136.43
VB		7401	94718	Check	1	1563	1130 LLC		Yes	No	No	02/22/2022	82,033.80
VB		7402	94719	Check	1	1616	AFLAC		Yes	No	No	02/22/2022	2,451.28
VB		7422	94720	Check	1	4507	AMERICAN READING COMPANY		Yes	No	No	02/22/2022	39,150.00
VB		7395	94721	Check	1	1083	CAPERNAUM PEDIATRIC THERAPY		Yes	Yes	No	02/22/2022	3,290.02
VB		7396	94722	Check	1	1102	CARLSON PRINTING COMPANY		Yes	Yes	No	02/22/2022	58.00
VB		7397	94723	Check	1	1385	CINTAS		Yes	No	No	02/22/2022	95.84
VB		7398	94724	Check	1	1387	CINTAS OHIO		Yes	No	No	02/22/2022	356.26
VB		7403	94725	Check	1	1656	COMCAST		Yes	No	No	02/22/2022	661.23
VB		7411	94726	Check	1	3104	ENERGY PARK PLACE		Yes	Yes	No	02/22/2022	12,650.12
VB		7420	94727	Check	1	4323	GARNER TRANSPORTATION SERVICE		Yes	Yes	No	02/22/2022	45,900.00
VB		7425	94728	Check	1	4571	JELISA BURNS		Yes	No	No	02/22/2022	50.00
VB		7415	94729	Check	1	3338	JERRON RILEY		Yes	No	No	02/22/2022	164.00
VB		7404	94730	Check	1	1786	LUCAS BLAND		Yes	Yes	No	02/22/2022	128.70
VB		7405	94731	Check	1	2645	MARSDEN BLDG MAINTENANCE LLC		Yes	No	No	02/22/2022	1,344.49
VB		7423	94732	Check	1	4541	METLIFE		Yes	No	No	02/22/2022	378.25
VB		7406	94733	Check	1	2753	MIDWEST PEST MANAGEMENT INC		Yes	Yes	No	02/22/2022	587.00
VB		7407	94734	Check	1	2771	MINNEAPOLIS FINANCE DEPARTMENT		Yes	Yes	No	02/22/2022	2,415.63
VB		7408	94735	Check	1	2789	MINNEHAHA CENTER LLC		Yes	No	No	02/22/2022	179,431.52
VB		7409	94736	Check	1	2889	MINNESOTA UI FUND		Yes	Yes	No	02/22/2022	7,279.00

MINNESOTA TRANSITIONS CHARTER
Payment Reg by Bank and Check

Bank	Batch	Pmt No	Check No	Pay Type	Grp Code	Rcd	Vendor	Tax Class	Print	Recon	Void	Pay/Void Date	Amount
VB		7410	94737	Check	1	2968	NCS PEARSON, INC		Yes	Yes	No	02/22/2022	190.80
VB		7421	94738	Check	1	4503	PRAIRIE EDGE		Yes	No	No	02/22/2022	588.76
VB		7412	94739	Check	1	3233	PRO-ED		Yes	No	No	02/22/2022	244.20
VB		7413	94740	Check	1	3290	READ NATURALLY		Yes	No	No	02/22/2022	435.00
VB		7414	94741	Check	1	3317	REPUBLIC SERVICES #894		Yes	No	No	02/22/2022	4,957.22
VB		7419	94742	Check	1	4126	RITEWAY		Yes	Yes	No	02/22/2022	104.58
VB		7417	94743	Check	1	3998	RODNEY WATTS		Yes	No	No	02/22/2022	164.00
VB		7399	94744	Check	1	1453	SHANNON DUNN		Yes	No	No	02/22/2022	15.00
VB		7424	94745	Check	1	4554	STERICYCLE, INC		Yes	Yes	No	02/22/2022	96.98
VB		7416	94746	Check	1	3712	TEACHERS ON CALL		Yes	No	No	02/22/2022	3,166.25
VB		7418	94747	Check	1	4092	XCELENERGY		Yes	Yes	No	02/22/2022	443.55
VB		7444	94748	Check	1	2100	AUTISM SOCIETY OF MINNESOTA		Yes	No	No	02/24/2022	335.00
VB		7450	94749	Check	1	4161	BRETT ALBIN		Yes	No	No	02/24/2022	225.99
VB		7441	94750	Check	1	1385	CINTAS		Yes	No	No	02/24/2022	365.15
VB		7442	94751	Check	1	1402	GKC GOOD FOOD		Yes	No	No	02/24/2022	11,291.74
VB		7445	94752	Check	1	2133	EMC INSURANCE CO.		Yes	No	No	02/24/2022	10,379.03
VB		7453	94753	Check	1	4237	GRE 180 EAST FIFTH LLC		Yes	No	No	02/24/2022	29,289.44
VB		7443	94754	Check	1	1513	IMAGINE LEARNING		Yes	No	No	02/24/2022	1,200.00
VB		7455	94755	Check	1	4444	KAITLIN COMFORT		Yes	No	No	02/24/2022	231.53
VB		7458	94756	Check	1	4537	MARCO		Yes	No	No	02/24/2022	4,280.22
VB		7446	94757	Check	1	2636	MARCO TECHNOLOGIES		Yes	Yes	No	02/24/2022	10,500.00
VB		7451	94758	Check	1	4171	MINNESOTA TECHNOLOGY EDUCATIO		Yes	No	No	02/24/2022	21,657.04
VB		7452	94759	Check	1	4173	MOAC MALL HOLDINGS		Yes	No	No	02/24/2022	5,750.00
VB		7447	94760	Check	1	3042	OFFICE DEPOT		Yes	No	No	02/24/2022	168.55
VB		7448	94761	Check	1	3429	SCHLENNER WENNER & CO		Yes	No	No	02/24/2022	20,200.00
VB		7456	94762	Check	1	4455	STAPLES TECHNOLOGY SOLUTIONS		Yes	No	No	02/24/2022	173,721.79
VB		7454	94763	Check	1	4296	TRANSPORTATION PLUS		Yes	No	No	02/24/2022	70.00
VB		7457	94764	Check	1	4465	VERIZON		Yes	No	No	02/24/2022	210.06
VB		7449	94765	Check	1	4092	XCELENERGY		Yes	Yes	No	02/24/2022	6,634.37
VB		7461	94766	Check	1	1574	A CHANCE TO GROW		Yes	No	No	02/24/2022	960.00
VB		7462	94767	Check	1	2041	CADY BUILDING MAINTENANCE		Yes	No	No	02/24/2022	24,515.16
VB		7459	94768	Check	1	1131	CENTERPOINT ENERGY		Yes	No	No	02/24/2022	15,202.69
VB		7460	94769	Check	1	1402	GKC GOOD FOOD		Yes	No	No	02/24/2022	11,911.88
VB		7463	94770	Check	1	2771	MINNEAPOLIS FINANCE DEPARTMENT		Yes	No	No	02/24/2022	69.59
VB		7465	94771	Check	1	4296	TRANSPORTATION PLUS		Yes	No	No	02/24/2022	240.00
VB		7464	94772	Check	1	3844	TREPANIER MACGILLIS BATTINA		Yes	No	No	02/24/2022	109.50
VB		7475	94773	Check	1	4572	AVANT ASSESSMENT, LLC		Yes	No	No	02/25/2022	368.40
VB		7467	94774	Check	1	1385	CINTAS		Yes	No	No	02/25/2022	529.58
VB		7468	94775	Check	1	1387	CINTAS OHIO		Yes	No	No	02/25/2022	25.00

MINNESOTA TRANSITIONS CHARTER
Payment Reg by Bank and Check

Bank	Batch	Pmt No	Check No	Pay Type	Grp Code	Rcd	Vendor	Tax Class	Pay/Void			Amount
									Print	Recon	Void	
VB		7466	94776	Check	1	1027	GENERAL SECURITY SERVICE CORP		Yes	No	No	89.85
VB		7469	94777	Check	1	2636	MARCO TECHNOLOGIES		Yes	No	No	690.00
VB		7470	94778	Check	1	2645	MARSDEN BLDG MAINTENANCE LLC		Yes	No	No	35.55
VB		7473	94779	Check	1	4544	NEVCO SPORTS, LLC		Yes	No	No	1,489.45
VB		7474	94780	Check	1	4554	STERICYCLE, INC		Yes	No	No	289.33
VB		7471	94781	Check	1	3712	TEACHERS ON CALL		Yes	No	No	1,487.50
VB		7472	94782	Check	1	4465	VERIZON		Yes	No	No	1,731.54
VB		7476	94783	Check	1	1402	CKC GOOD FOOD		Yes	No	No	132.00
Bank Total:										\$10,892,897.59		
Report Total:										\$10,892,897.59		

February FY22 Budget Update



A LOOK
at the
BUDGET

ENROLLMENT

- Original Adopted Budget: 950
- Current Actual: 1,199 as of 2/17/2022
- Monthly Average 1,080 across all data collection points

REVENUES

REVENUE & EXPENDITURE SUMMARY BY SOURCE, OBJECT SERIES & PROGRAM SERIES

MINNESOTA TRANSITIONS CHARTER SCH | February 28, 2022

							February 28, 2022	February 28, 2021	February 28, 2020			
REVENUE CATEGORIES	June 30, 2020	June 30, 2021	Adopted Budget	Projected End Of Year	Received YTD	Budget Remaining	% of Budget Received	% of Actuals Received	% of Actuals Received	Current YTD vs. PYTD	February 28, 2021	February 28, 2020
STATE	45,269,926	56,619,404	58,179,630	58,974,777	32,856,465	25,323,165	56.47%	54.55%	58.43%	1,970,472	30,885,993	26,451,323
FEDERAL	1,096,402	4,068,170	11,735,157	12,077,101	3,523,856	8,211,301	30.03%	36.60%	-2.48%	2,034,832	1,489,024	(27,196)
PROPERTY TAXES	2,557,100	0	0	0	0	0	0.00%	0.00%	0.00%	0	0	0
LOCAL SALES, INS RECOVERY & JUDGEMENTS	0	2,545,641	1,000,000	2,109,078	2,109,078	(1,109,078)	210.91%	100.00%	0.00%	(436,564)	2,545,641	0
SALE OF BONDS & LOANS	0	0	0	0	0	0	0.00%	0.00%	0.00%	0	0	0
INCOMING TRANSFERS FROM OTH FUNDS	0	0	0	0	0	0	0.00%	0.00%	0.00%	0	0	0
LOCAL (FEES, INTEREST, ETC.)	283,819	289,838	400,815	262,393	135,388	265,427	33.78%	124.37%	79.76%	(225,096)	360,484	226,380
TOTALS	49,207,248	63,523,054	71,315,602	73,423,349	38,624,787	32,690,815	54.16%	55.54%	54.16%	3,343,644	35,281,143	26,650,506

REVENUES CONTINUED

- ENROLLMENT IS LOOKING GREAT, HEAVY MARKETING AND TEAM EFFORTS FOR VIRTUAL
- CURRENT ESTIMATES SHOW + 249 ADM'S HIGHER THAN ADOPTED BUDGET
- \$3,343,644 AHEAD OF PACE FROM THIS TIME LAST YEAR, MOSTLY DUE TO INCREASED ENROLLMENT, CARES FUNDING, INCREASE IN STATE FUNDING
- INSURANCE RECOVERY DOWN SINCE WE DOWN AS WE WRAP UP THE INSURANCE CLAIM FROM MTS SECONDARY


EXPENDITURES

							February 28, 2022	February 28, 2021	February 28, 2020			
EXPENDITURES (PROGRAM SERIES)	June 30, 2020	June 30, 2021	Adopted Budget	Projected End Of Year	Expended YTD	Budget Remaining	% of Budget Expended	% of Actuals Expended	% of Actuals Expended	Current YTD vs. PYTD	February 28, 2021	February 28, 2020
SITE ADMINISTRATION	1,553,358	1,595,172	1,818,012	1,754,958	1,002,687	815,325	55.15%	63.00%	62.15%	(2,331)	1,005,018	965,468
DISTRICT ADMINISTRATION	284,070	224,518	265,752	432,685	341,624	(75,872)	128.55%	72.23%	61.20%	179,457	162,167	173,841
SUPPORT SERVICES	1,612,735	1,545,492	1,604,410	1,366,763	847,349	757,062	52.81%	62.64%	62.37%	(120,708)	968,057	1,005,885
REGULAR INSTRUCTION	30,565,213	44,833,573	44,983,160	59,776,886	31,505,264	13,477,896	70.04%	47.00%	49.63%	10,433,234	21,072,029	15,168,590
EXTRA-CURRICULAR ACTIVITIES	56,281	13,959	7,556	37,640	36,067	(28,512)	477.36%	28.39%	96.01%	32,104	3,963	54,033
VOCATIONAL INSTRUCTION	0	0	0	49,127	49,127	(49,127)	0.00%	0.00%	0.00%	49,127	0	0
SPECIAL EDUCATION	3,489,187	3,279,492	3,590,027	3,650,612	1,968,643	1,621,385	54.84%	55.40%	59.21%	151,950	1,816,693	2,066,102
COMMUNITY SERVICES	0	0	0	0	0	0	0.00%	0.00%	0.00%	0	0	0
INSTRUCTIONAL SUPPORT	624,834	1,202,629	3,948,542	1,575,166	478,437	3,470,105	12.12%	60.84%	62.43%	(253,196)	731,633	390,101
PUPIL SUPPORT SERVICES	2,738,361	2,373,210	6,627,293	4,262,864	1,743,865	4,883,428	26.31%	56.58%	55.54%	401,008	1,342,857	1,520,762
FACILITIES	5,829,838	7,349,110	7,339,232	7,576,526	4,863,880	2,475,352	66.27%	49.60%	69.14%	1,218,892	3,644,988	4,030,708
OTHER FINANCING USES	91,039	212,098	266,016	1,070,513	896,458	(630,442)	336.99%	48.94%	74.54%	792,665	103,793	67,865
TOTALS	46,844,917	62,629,253	70,450,000	81,553,740	43,733,401	26,716,600	62.08%	49.26%	54.31%	12,882,203	30,851,198	25,443,355

EXPENSES CONTINUED

- WE ARE 12,882,203 MILLION AHEAD OF WHERE WE WERE THIS TIME LAST YEAR
 - WHY?
- LOTS OF EXPENDITURES HAVE GONE INTO THE MTS SECONDARY BUILDING AND DISTRICT OFFICE NOW THAT IT IS OPEN. PUT THROUGH A LOT OF CONNECTIONS PAYMENTS IN NOVEMBER TO PAY OFF FY21 BALANCE AND A LOT OF PAYMENTS IN FEBRUARY (THIS WILL TAPER OFF AS THE YEAR WINDS DOWN)
- TRANSPORTATION IS HIGHER THIS YEAR AS WE ARE NOW BACK IN SCHOOL
- REGULAR INSTRUCTION COST UP DUE TO USING ONE TIME CARES FUNDING FOR THE BETTERMENT OF THE STUDENTS IN THEIR AFTER-SCHOOL PROGRAMS AND CREDIT RECOVERY

ANY QUESTIONS?



REVENUE & EXPENDITURE SUMMARY BY SOURCE, OBJECT SERIES & PROGRAM SERIES

MINNESOTA TRANSITIONS CHARTER SCH | February 28, 2022

REVENUE CATEGORIES							February 28, 2022	February 28, 2021	February 28, 2020			
	June 30, 2020	June 30, 2021	Adopted Budget	Projected End Of Year	Received YTD	Budget Remaining	% of Budget Received	% of Actuals Received	% of Actuals Received	Current YTD vs. PYTD	February 28, 2021	February 28, 2020
STATE	45,269,926	56,619,404	58,179,630	58,974,777	32,856,465	25,323,165	56.47%	54.55%	58.43%	1,970,472	30,885,993	26,451,323
FEDERAL	1,096,402	4,068,170	11,735,157	12,077,101	3,523,856	8,211,301	30.03%	36.60%	-2.48%	2,034,832	1,489,024	(27,196)
PROPERTY TAXES	2,557,100	0	0	0	0	0	0.00%	0.00%	0.00%	0	0	0
LOCAL SALES, INS RECOVERY & JUDGEMENTS	0	2,545,641	1,000,000	2,109,078	2,109,078	(1,109,078)	210.91%	100.00%	0.00%	(436,564)	2,545,641	0
SALE OF BONDS & LOANS	0	0	0	0	0	0	0.00%	0.00%	0.00%	0	0	0
INCOMING TRANSFERS FROM OTH FUNDS	0	0	0	0	0	0	0.00%	0.00%	0.00%	0	0	0
LOCAL (FEES, INTEREST, ETC.)	283,819	289,838	400,815	262,393	135,388	265,427	33.78%	124.37%	79.76%	(225,096)	360,484	226,380
TOTALS	49,207,248	63,523,054	71,315,602	73,423,349	38,624,787	32,690,815	54.16%	55.54%	54.16%	3,343,644	35,281,143	26,650,506

EXPENDITURES (OBJECT SERIES)							February 28, 2022	February 28, 2021	February 28, 2020			
	June 30, 2020	June 30, 2021	Adopted Budget	Projected End Of Year	Expended YTD	Budget Remaining	% of Budget Expended	% of Actuals Expended	% of Actuals Expended	Current YTD vs. PYTD	February 28, 2021	February 28, 2020
SALARIES & WAGES	9,946,398	10,541,777	11,444,765	11,578,118	6,283,121	5,161,644	54.90%	54.64%	56.58%	522,612	5,760,510	5,627,600
EMPLOYEE BENEFITS	3,403,361	3,646,091	3,940,083	3,862,786	2,104,429	1,835,654	53.41%	55.46%	56.26%	82,398	2,022,032	1,914,899
PURCHASED SERVICES	32,398,705	44,103,435	47,878,331	61,793,725	33,453,633	14,424,698	69.87%	49.21%	52.61%	11,749,910	21,703,723	17,044,151
SUPPLIES	564,885	1,131,962	4,628,858	3,044,573	1,737,687	2,891,171	37.54%	65.47%	77.63%	996,615	741,072	438,524
EQUIPMENT	482,003	2,975,286	1,985,736	977,277	57,184	1,928,553	2.88%	17.17%	76.37%	(453,632)	510,816	368,121
DEBT SERVICE	0	0	0	0	0	0	0.00%	0.00%	0.00%	0	0	0
OTHER EXPENDITURES	49,565	117,635	419,510	144,545	97,346	322,165	23.20%	96.10%	101.00%	(15,699)	113,045	50,060
OTHER FINANCING USES	0	113,069	152,716	152,716	0	152,716	0.00%	0.00%	0.00%	0	0	0
TOTALS	46,844,917	62,629,253	70,450,000	81,553,740	43,733,401	26,716,600	62.08%	49.26%	54.31%	12,882,203	30,851,198	25,443,355

EXPENDITURES (PROGRAM SERIES)							February 28, 2022	February 28, 2021	February 28, 2020			
	June 30, 2020	June 30, 2021	Adopted Budget	Projected End Of Year	Expended YTD	Budget Remaining	% of Budget Expended	% of Actuals Expended	% of Actuals Expended	Current YTD vs. PYTD	February 28, 2021	February 28, 2020
SITE ADMINISTRATION	1,553,358	1,595,172	1,818,012	1,754,958	1,002,687	815,325	55.15%	63.00%	62.15%	(2,331)	1,005,018	965,468
DISTRICT ADMINISTRATION	284,070	224,518	265,752	432,685	341,624	(75,872)	128.55%	72.23%	61.20%	179,457	162,167	173,841
SUPPORT SERVICES	1,612,735	1,545,492	1,604,410	1,366,763	847,349	757,062	52.81%	62.64%	62.37%	(120,708)	968,057	1,005,885
REGULAR INSTRUCTION	30,565,213	44,833,573	44,983,160	59,776,886	31,505,264	13,477,896	70.04%	47.00%	49.63%	10,433,234	21,072,029	15,168,590
EXTRA-CURRICULAR ACTIVITES	56,281	13,959	7,556	37,640	36,067	(28,512)	477.36%	28.39%	96.01%	32,104	3,963	54,033
VOCATIONAL INSTRUCTION	0	0	0	49,127	49,127	(49,127)	0.00%	0.00%	0.00%	49,127	0	0
SPECIAL EDUCATION	3,489,187	3,279,492	3,590,027	3,650,612	1,968,643	1,621,385	54.84%	55.40%	59.21%	151,950	1,816,693	2,066,102
COMMUNITY SERVICES	0	0	0	0	0	0	0.00%	0.00%	0.00%	0	0	0
INSTRUCTIONAL SUPPORT	624,834	1,202,629	3,948,542	1,575,166	478,437	3,470,105	12.12%	60.84%	62.43%	(253,196)	731,633	390,101
PUPIL SUPPORT SERVICES	2,738,361	2,373,210	6,627,293	4,262,864	1,743,865	4,883,428	26.31%	56.58%	55.54%	401,008	1,342,857	1,520,762
FACILITIES	5,829,838	7,349,110	7,339,232	7,576,526	4,863,880	2,475,352	66.27%	49.60%	69.14%	1,218,892	3,644,988	4,030,708
OTHER FINANCING USES	91,039	212,098	266,016	1,070,513	896,458	(630,442)	336.99%	48.94%	74.54%	792,665	103,793	67,865
TOTALS	46,844,917	62,629,253	70,450,000	81,553,740	43,733,401	26,716,600	62.08%	49.26%	54.31%	12,882,203	30,851,198	25,443,355

REVENUE & EXPENDITURE SUMMARY BY SOURCE, OBJECT SERIES & PROGRAM SERIES

MINNESOTA TRANSITIONS CHARTER SCH | February 28, 2022

ACTIVITY - OTHER FUNDS

REVENUE

			2022							2021	2020	Current YTD vs. PYTD	February 28, 2021	February 28, 2020
	June 30, 2020	June 30, 2021	Adopted Budget	Projected End Of Year	Received YTD	Budget Remaining	% of Budget Received	% of Actuals Received	% of Actuals Received					
FOOD SERVICE	457,690	376,838	421,480	505,420	176,042	245,438	41.77%	31.42%	43.49%			57,637	118,405	199,040
COMMUNITY EDUCATION	0	0	0	0	0	0	0.00%	0.00%	0.00%			0	0	0
CONSTRUCTION	0	0	0	0	0	0	0.00%	0.00%	0.00%			0	0	0
DEBT SERVICE	0	0	0	0	0	0	0.00%	0.00%	0.00%			0	0	0
TRUST	0	0	0	0	0	0	0.00%	0.00%	0.00%			0	0	0
CUSTODIAL	0	0	0	0	0	0	0.00%	0.00%	0.00%			0	0	0
INTERNAL SERVICE	0	0	0	0	0	0	0.00%	0.00%	0.00%			0	0	0
OPEB REVOCABLE TRUST	0	0	0	0	0	0	0.00%	0.00%	0.00%			0	0	0
OPEB IRREVOCABLE TRUST	0	0	0	0	0	0	0.00%	0.00%	0.00%			0	0	0
OPEB DEBT SERVICE	0	0	0	0	0	0	0.00%	0.00%	0.00%			0	0	0
TOTALS	457,690	376,838	421,480	505,420	176,042	245,438	41.77%	31.42%	43.49%			57,637	118,405	199,040

EXPENDITURES

			2022							2021	2020	Current YTD vs. PYTD	February 28, 2021	February 28, 2020
	June 30, 2020	June 30, 2021	Adopted Budget	Projected End Of Year	Expended YTD	Budget Remaining	% of Budget Expended	% of Actuals Expended	% of Actuals Expended					
FOOD SERVICE	597,366	376,838	423,470	468,800	309,606	113,865	73.11%	60.91%	60.17%			80,071	229,535	359,440
COMMUNITY EDUCATION	0	0	0	0	0	0	0.00%	0.00%	0.00%			0	0	0
CONSTRUCTION	0	0	0	0	0	0	0.00%	0.00%	0.00%			0	0	0
DEBT SERVICE	0	0	0	0	0	0	0.00%	0.00%	0.00%			0	0	0
TRUST	0	0	0	0	0	0	0.00%	0.00%	0.00%			0	0	0
CUSTODIAL	0	0	0	0	0	0	0.00%	0.00%	0.00%			0	0	0
INTERNAL SERVICE	0	0	0	0	0	0	0.00%	0.00%	0.00%			0	0	0
OPEB REVOCABLE TRUST	0	0	0	0	0	0	0.00%	0.00%	0.00%			0	0	0
OPEB IRREVOCABLE TRUST	0	0	0	0	0	0	0.00%	0.00%	0.00%			0	0	0
OPEB DEBT SERVICE	0	0	0	0	0	0	0.00%	0.00%	0.00%			0	0	0
TOTALS	597,366	376,838	423,470	468,800	309,606	113,865	73.11%	60.91%	60.17%			80,071	229,535	359,440

SUMMARY - ALL FUNDS

SUMMARY

	June 30, 2020	June 30, 2021	Adopted Budget	Projected End Of Year	YTD	Budget Remaining	% of Budget Expended	% of Actuals Expended	% of Actuals Expended	Current YTD vs. PYTD	February 28, 2021	February 28, 2020
REVENUE	49,664,938	63,899,892	71,737,082	73,928,769	38,800,830	32,936,252	54.09%	55.40%	54.06%	3,401,282	35,399,548	26,849,546
EXPENDITURES	47,442,283	63,006,092	70,873,470	82,022,540	44,043,006	26,830,464	62.14%	49.33%	54.39%	12,962,274	31,080,732	25,802,795
SPENDING VARIANCE	2,222,655	893,800	863,612	(8,093,771)	(5,242,176)	N/A	N/A	N/A	N/A	(9,560,992)	4,318,816	1,046,751

GENERAL FUND - REVENUE SUMMARY

MINNESOTA TRANSITIONS CHARTER SCH | February 28, 2022

Budget Management Analytics <small>formerly SCast Plus</small>							February 28, 2022	February 28, 2021	February 28, 2020				
DESCRIPTION		June 30, 2020	June 30, 2021	Adopted Budget	Projected End Of Year	Revenue YTD	Budget Remaining	% of Budget Received	% of Actuals Received	% of Actuals Received	Current YTD vs. Prior YTD	February 28, 2021	February 28, 2020
LOCAL REVENUES													
020	PROPERTY TAX SHIFT RECOGNITION	2,557,100	0	0	0	0	0	0.00%	0.00%	0.00%	0	0	0
021	TUITION/REIMB MN DISTRICTS	0	0	0	0	0	0	0.00%	0.00%	0.00%	(6,377)	6,377	0
050	FEES FROM PATRONS	0	0	0	0	0	0	0.00%	0.00%	0.00%	0	0	0
060	ADMISSIONS & STUDENT ACTIVITY REV	0	0	0	0	0	0	0.00%	0.00%	0.00%	0	0	0
071	MA REV/DEPT OF HUMAN SVCS	0	0	0	0	0	0	0.00%	0.00%	0.00%	0	0	0
092	INTEREST EARNINGS	32,619	11,768	59,500	18,179	5,229	54,271	8.79%	68.03%	90.89%	(2,777)	8,006	29,647
093	RENT	0	0	0	0	0	0	0.00%	0.00%	0.00%	0	0	0
096	GIFTS AND BEQUESTS	149,073	125,593	104,100	22,231	1,155	102,945	1.11%	116.04%	93.64%	(144,581)	145,736	139,591
099	MISC REV FROM LOCAL SOURCES	102,128	152,478	237,215	221,984	129,005	108,210	54.38%	131.41%	55.95%	(71,361)	200,365	57,142
Total LOCAL REVENUES		2,840,919	289,838	400,815	262,393	135,388	265,427	33.78%	124.37%	7.97%	(225,096)	360,484	226,380
STATE REVENUES													
201	ENDOWMENT FUND APPORTIONMENT	93,858	155,353	159,967	183,022	109,943	50,023	68.73%	50.48%	86.45%	31,529	78,415	81,141
211	GENERAL EDUCATION AID	34,309,776	46,994,092	46,335,805	47,110,163	31,287,813	15,047,993	67.52%	63.30%	70.44%	1,541,320	29,746,493	24,168,879
212	LITERACY INCENTIVE AID	75,498	78,394	76,500	68,291	248	76,252	0.32%	-115.52%	50.00%	90,811	(90,563)	37,749
213	SHARED TIME AID	224,999	118,957	255,000	180,004	(121,223)	376,223	-47.54%	-189.14%	-4.26%	103,777	(225,000)	(9,585)
300	STATE AID (REQUIRES FIN CODE)	5,050,265	3,146,607	5,050,960	5,032,767	(9,761)	5,060,722	-0.19%	-1.41%	1.90%	34,535	(44,296)	95,999
317	LONG TERM FACILITY MAINT AID	565,164	778,754	765,348	772,685	92	765,256	0.01%	-0.04%	-1.51%	391	(299)	(8,516)
360	STATE AID FOR SPECIAL EDUCATION	4,824,333	5,220,848	5,406,000	5,513,576	1,574,949	3,831,051	29.13%	27.20%	43.19%	155,104	1,419,844	2,083,638
369	OTHER REV,OTHER STATE AGENCIES	0	0	0	0	0	0	0.00%	0.00%	0.00%	0	0	0
370	OTHER,MN DEPT OF EDUCATION	126,032	126,400	130,050	114,269	14,405	115,645	11.08%	1.11%	1.60%	13,005	1,400	2,018
Total STATE REVENUES		45,269,926	56,619,404	58,179,630	58,974,777	32,856,465	25,323,165	56.47%	54.55%	58.43%	1,970,472	30,885,993	26,451,323
FEDERAL REVENUES RECEIVED FROM STATE													
400	FEDERAL AID/MDE (REQUIRES FIN)	1,096,402	3,995,509	11,735,157	12,077,101	3,523,856	8,211,301	30.03%	37.27%	-2.48%	2,034,832	1,489,024	(27,196)
471	SCHOOL LUNCH PROGRAM	0	0	0	0	0	0	0.00%	0.00%	0.00%	0	0	0
472	SPECIAL ASSIST,NEEDY CHILD	0	0	0	0	0	0	0.00%	0.00%	0.00%	0	0	0
473	COMMODITY CASH REBATE PROGRAM	0	0	0	0	0	0	0.00%	0.00%	0.00%	0	0	0
474	COMMODITY DISTRIBUTION PROGRAM	0	0	0	0	0	0	0.00%	0.00%	0.00%	0	0	0
476	SCHOOL BREAKFAST PROGRAM	0	0	0	0	0	0	0.00%	0.00%	0.00%	0	0	0
479	SUMMER FOOD SERVICE PROGRAM	0	0	0	0	0	0	0.00%	0.00%	0.00%	0	0	0
Total FEDERAL REVENUES RECEIVED FROM STATE		1,096,402	3,995,509	11,735,157	12,077,101	3,523,856	8,211,301	30.03%	37.27%	-2.48%	2,034,832	1,489,024	(27,196)
FEDERAL REVENUES RECEIVED FROM FED SOURCES													
500	DIRECT FEDERAL AID (REQUIRES FIN)	0	72,662	0	0	0	0	0.00%	0.00%	0.00%	0	0	0
Total FEDERAL REVENUES RECEIVED FROM FED SOURCES		0	72,662	0	0	0	0	0.00%	0.00%	0.00%	0	0	0
LOCAL SALES, INSURANCE RECOVERY, AND JUDGEMENTS													
601	FOOD SERVICE SALES TO PUPILS	0	0	0	0	0	0	0.00%	0.00%	0.00%	0	0	0
606	FOOD SERVICE SALES TO ADULTS	0	0	0	0	0	0	0.00%	0.00%	0.00%	0	0	0
619	COST MATERIALS/REV PROD (CONTRA)	0	0	0	0	0	0	0.00%	0.00%	0.00%	0	0	0
621	SALE/MATERIALS FOR RESALE (NET TX)	0	0	0	0	0	0	0.00%	0.00%	0.00%	0	0	0
625	INSURANCE RECOVERY	0	2,545,641	1,000,000	2,109,078	2,109,078	(1,109,078)	210.91%	100.00%	0.00%	(436,564)	2,545,641	0
Total LOCAL SALES, INSURANCE RECOVERY, AND JUDGEMENTS		0	2,545,641	1,000,000	2,109,078	2,109,078	(1,109,078)	210.91%	100.00%	0.00%	(436,564)	2,545,641	0
INCOMING TRANSFERS FROM OTHER FUNDS													
649	PERMANENT TRANSFERS/OTHER FUND	0	0	0	0	0	0	0.00%	0.00%	0.00%	0	0	0
Total INCOMING TRANSFERS FROM OTHER FUNDS		0	0	0	0	0	0	0.00%	0.00%	0.00%	0	0	0
GENERAL FUND TOTAL		49,207,248	63,523,054	71,315,602	73,423,349	38,624,787	32,690,815	54.16%	55.54%	54.16%	3,343,644	35,281,143	26,650,506

GENERAL FUND - EXPENDITURES BY PROGRAM CODE

MINNESOTA TRANSITIONS CHARTER SCH | February 28, 2022



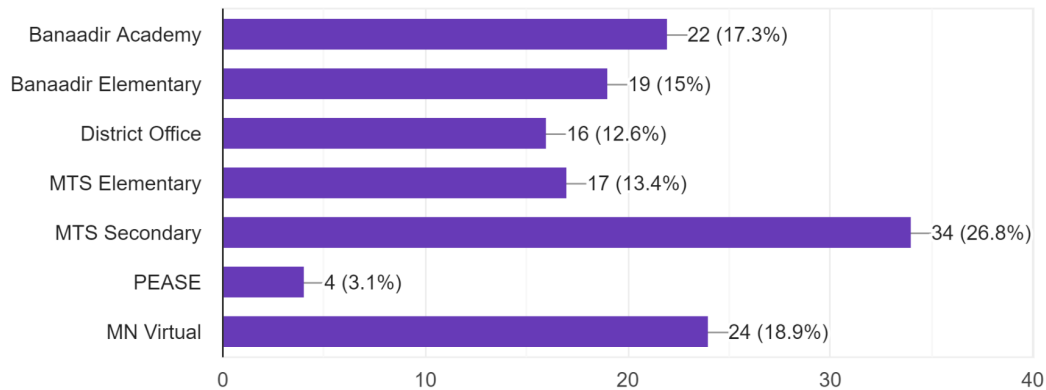
								February 28, 2022	February 28, 2021	February 28, 2020			
								% of Budget Expended	% of Actuals Expended	% of Actuals Expended	Current YTD vs. Prior YTD	February 28, 2021	February 28, 2020
DESCRIPTION		June 30, 2020	June 30, 2021	Adopted Budget	Projected End Of Year	Expenses YTD	Budget Remaining						
DISTRICT ADMINISTRATION													
010	BOARD OF EDUCATION	32,577	16,504	38,871	33,280	27,077	11,794	69.66%	179.70%	92.08%	(2,581)	29,658	29,997
020	OFFICE OF THE SUPERINTENDENT	251,492	208,014	226,881	188,756	103,898	122,982	45.79%	63.70%	57.20%	(28,610)	132,509	143,844
030	INSTRUCTIONAL ADMINISTRATION	0	0	0	210,648	210,648	(210,648)	0.00%	0.00%	0.00%	210,648	0	0
TOTAL - DISTRICT ADMINISTRATION		284,070	224,518	265,752	432,685	341,624	(75,872)	128.55%	72.23%	61.20%	179,457	162,167	173,841
SITE ADMINISTRATION													
050	SCHOOL ADMINISTRATION	1,553,358	1,595,172	1,818,012	1,754,958	1,002,687	815,325	55.15%	63.00%	62.15%	(2,331)	1,005,018	965,468
TOTAL - SITE ADMINISTRATION		1,553,358	1,595,172	1,818,012	1,754,958	1,002,687	815,325	55.15%	63.00%	62.15%	(2,331)	1,005,018	965,468
SUPPORT SERVICES													
105	GENERAL ADMINISTRATIVE SUPPORT	615,718	655,255	601,595	416,453	201,331	400,264	33.47%	48.53%	54.92%	(116,662)	317,993	338,165
107	OTHER ADMINISTRATIVE SUPPORT	161,689	254,735	209,165	182,030	98,658	110,507	47.17%	62.01%	60.71%	(59,303)	157,960	98,154
108	ADMINISTRATIVE TECHNOLOGY SVC	260,488	124,286	115,738	128,909	99,629	16,109	86.08%	64.51%	44.65%	19,452	80,177	116,307
110	BUSINESS SUPPORT SERVICES	574,840	511,217	677,912	639,372	447,732	230,181	66.05%	80.58%	78.85%	35,804	411,927	453,260
TOTAL - SUPPORT SERVICES		1,612,735	1,545,492	1,604,410	1,366,763	847,349	757,062	52.81%	62.64%	62.37%	(120,708)	968,057	1,005,885
REGULAR INSTRUCTION													
201	EDUCATION,KINDERGARTEN	524	637	758	42	(216)	974	-28.58%	0.00%	85.79%	(216)	0	450
203	EDUCATION,ELEMENTARY GENERAL	1,799,253	1,691,784	1,808,759	1,740,028	919,512	889,247	50.84%	52.22%	55.44%	36,105	883,407	997,463
204	TITLE II, PART A TRAINING & RECRUITING	149,751	129,589	136,011	158,906	95,128	40,883	69.94%	47.01%	64.41%	34,210	60,917	96,458
205	TITLE III, PART A LANGUAGE ACQUISITION	44,764	45,909	45,700	37,897	22,173	23,527	48.52%	49.60%	14.51%	(596)	22,769	6,496
206	TITLE IV, PART A SAFE/DRUG FREE SCHOOLS	0	52,446	55,086	73,330	48,611	6,475	88.25%	57.06%	0.00%	18,686	29,925	0
211	EDUCATION,SECONDARY GENERAL	25,019,992	39,041,290	38,851,652	53,955,515	28,462,974	10,388,678	73.26%	46.27%	47.87%	10,399,078	18,063,896	11,976,759
212	VISUAL ART	202,936	214,831	220,737	247,597	147,509	73,228	66.83%	54.01%	54.43%	31,470	116,039	110,464
215	BUSINESS	59,087	6,425	15,023	6,804	0	15,023	0.00%	34.83%	54.00%	(2,237)	2,237	31,907
216	TITLE I, PART A IMPROVE ACHIEVE/DISADV	854,162	877,081	891,590	883,271	489,929	401,662	54.95%	44.70%	73.49%	97,917	392,012	627,722
219	ENGLISH LEARNER	272,006	223,128	210,660	180,242	85,199	125,462	40.44%	50.65%	59.96%	(27,824)	113,023	163,089
220	ENGLISH, LANGUAGE ARTS	283,249	377,314	396,262	350,461	168,464	227,797	42.51%	53.72%	52.97%	(34,247)	202,712	150,046
230	FOREIGN/NATIVE LANGUAGE	75,407	198,803	215,192	170,140	74,223	140,969	34.49%	55.43%	54.14%	(35,965)	110,188	40,824
240	HEALTH, PHYSICAL ED & RECREATION	277,809	272,772	277,091	248,385	122,295	154,795	44.14%	53.39%	53.76%	(23,346)	145,642	149,350
256	MATHEMATICS	366,484	380,322	472,699	318,743	98,278	374,421	20.79%	60.68%	53.09%	(132,519)	230,797	194,579
257	COMPUTER SCIENCE/TECHNOLOGY ED	52,579	122,128	125,218	122,541	67,590	57,629	53.98%	53.04%	54.31%	2,812	64,778	28,553
258	MUSIC	183,065	192,311	199,123	181,345	90,209	108,914	45.30%	53.30%	53.70%	(12,297)	102,506	98,302
260	NATURAL SCIENCES	451,832	470,646	491,035	483,428	257,794	233,241	52.50%	53.31%	53.20%	6,899	250,895	240,363
270	SOCIAL SCIENCES/SOCIAL STUDIES	472,313	536,158	570,564	618,211	355,592	214,972	62.32%	52.28%	54.15%	75,306	280,286	255,766
TOTAL - REGULAR INSTRUCTION		30,565,213	44,833,573	44,983,160	59,776,886	31,505,264	13,477,896	70.04%	47.00%	49.63%	10,433,234	21,072,029	15,168,590
EXTRA-CURRICULAR													
291	CO,CURRICULAR ACTIVITIES, NON ATHLETICS	0	0	0	0	0	0	0.00%	0.00%	0.00%	0	0	0
292	BOYS/GIRLS ATHLETICS	10,066	4,003	4,437	14,211	13,654	(9,217)	307.71%	99.00%	95.15%	9,691	3,963	9,577
294	BOYS ATHLETICS	22,924	0	1,334	18,583	18,129	(16,795)	1359.24%	0.00%	95.05%	18,129	0	21,789
296	GIRLS ATHLETICS	21,493	0	1,784	2,838	2,277	(493)	127.63%	0.00%	100.00%	2,277	0	21,493
298	EXTRA,CURRICULAR ACTIVITIES	1,798	9,956	0	2,007	2,007	(2,007)	0.00%	0.00%	65.25%	2,007	0	1,173
TOTAL - EXTRA-CURRICULAR ACTIVITIES		56,281	13,959	7,556	37,640	36,067	(28,512)	477.36%	28.39%	96.01%	32,104	3,963	54,033
VOCATIONAL INSTRUCTION													
361	TRADE & INDUSTRIAL EDUCATION	0	0	0	0	0	0	0.00%	0.00%	0.00%	0	0	0
399	CAREER & TECHNICAL GENERAL	0	0	0	49,127	49,127	(49,127)	0.00%	0.00%	0.00%	49,127	0	0
TOTAL - VOCATIONAL INSTRUCTION		0	0	0	49,127	49,127	(49,127)	0.00%	0.00%	0.00%	49,127	0	0
SPECIAL ED INSTRUCTION													
400	GENERAL SPECIAL EDUCATION	(145,183)	(3,153,093)	(3,051,005)	(2,170,210)	(0)	(3,051,005)	0.00%	-1.49%	-7.05%	(46,897)	46,897	10,235
401	SPEECH/LANGUAGE IMPAIRED	1,599	515,935	339,248	284,113	50,885	288,363	15.00%	0.00%	103.13%	50,885	0	1,649
402	MILD,MODERATE COGNITIVE DISAB	0	147,151	153,466	105,677	0	153,466	0.00%	0.00%	0.00%	0	0	0
403	SEVERE,PROFOUND COGNITIVE DISAB	0	0	0	0	0	0	0.00%	0.00%	0.00%	0	0	0
404	PHYSICALLY IMPAIRED	0	43,890	1,421	979	0	1,421	0.00%	0.00%	0.00%	0	0	0
405	DEAF, HARD OF HEARING	6,670	4,140	25,852	22,682	4,880	20,972	18.88%	60.51%	44.11%	2,375	2,505	2,942
406	VISUALLY IMPAIRED	0	0	0	0	0	0	0.00%	0.00%	0.00%	0	0	0
407	SPECIFIC LEARNING DISABILITY	563,981	1,258,810	1,455,412	1,133,436	262,169	1,193,243	18.01%	19.00%	54.69%	22,998	239,170	308,455
408	EMOTIONAL/BEHAVIORAL DISORDER	700,877	1,305,674	1,383,253	1,215,637	451,100	932,153	32.61%	32.45%	49.59%	27,457	423,644	347,544
410	OTHER HEALTH DISABILITIES	214,854	245,174	291,308	253,693	87,881	203,426	30.17%	45.19%	59.26%	(22,904)	110,786	127,315
411	AUTISTIC SPECTRUM DISORDERS	171,627	725,545	302,869	236,056	55,631	247,239	18.37%	8.84%	66.12%	(8,525)	64,156	113,484
412	DEVELOPMENTALLY DELAYED	0	0	955	292	0	955	0.00%	0.00%	0.00%	0	0	0
414	TRAUMATIC BRAIN INJURY	0	0	0	0	0	0	0.00%	0.00%	0.00%	0	0	0

Budget Management Analytics							February 28, 2022	February 28, 2021	February 28, 2020				
DESCRIPTION		June 30, 2020	June 30, 2021	Adopted Budget	Projected End Of Year	Expenses YTD	Budget Remaining	% of Budget Expended	% of Actuals Expended	% of Actuals Expended	Current YTD vs. Prior YTD	February 28, 2021	February 28, 2020
416	SEVERELY MULTIPLY IMPAIRED	0	40,317	0	0	0	0	0.00%	0.00%	0.00%	0	0	0
420	SPECIAL ED,AGGREGATE 3+	1,730,072	1,938,898	2,390,513	2,404,272	1,006,022	1,384,490	42.08%	41.39%	56.41%	203,476	802,546	975,859
422	SPECIAL ED,STUDENTS W/O DISABILITES	244,691	207,051	296,735	163,986	50,074	246,661	16.88%	61.33%	73.00%	(76,916)	126,990	178,620
TOTAL - SPECIAL ED INSTRUCTION		3,489,187	3,279,492	3,590,027	3,650,612	1,968,643	1,621,385	54.84%	55.40%	59.21%	151,950	1,816,693	2,066,102
INSTRUCTIONAL SUPPORT													
605	GENERAL INSTRUCTIONAL SUPPORT	212,351	220,411	166,514	182,601	112,970	53,543	67.84%	45.62%	65.80%	12,417	100,553	139,736
610	CURRICULUM CONSULT & DEV	119,525	0	74	19	0	74	0.00%	0.00%	79.69%	0	0	95,250
620	LIBRARY MEDIA CENTER	0	0	0	0	0	0	0.00%	0.00%	0.00%	0	0	0
630	INSTRUCTION,RELATED TECHNOLOGY	283,296	976,239	3,777,788	1,383,132	358,191	3,419,598	9.48%	64.64%	51.36%	(272,854)	631,044	145,503
640	STAFF DEVELOPMENT	9,662	5,980	4,166	9,414	7,276	(3,110)	174.64%	0.59%	99.48%	7,241	35	9,612
TOTAL - INSTRUCTIONAL SUPPORT		624,834	1,202,629	3,948,542	1,575,166	478,437	3,470,105	12.12%	60.84%	62.43%	(253,196)	731,633	390,101
PUPIL SUPPORT SERVICES													
710	SECONDARY COUNSELING/GUIDANCE	379,670	508,929	527,210	531,783	294,233	232,977	55.81%	52.79%	54.05%	25,562	268,672	205,230
712	ELEMENTARY COUNSELING/GUIDANCE	29,794	31,414	32,367	35,122	19,268	13,099	59.53%	54.11%	53.76%	2,270	16,999	16,016
720	HEALTH SERVICES	28,953	14,208	34,346	26,329	15,781	18,565	45.95%	39.32%	66.86%	10,195	5,586	19,357
740	SOCIAL WORK SERVICES	300,732	300,911	339,029	238,306	74,418	264,611	21.95%	57.68%	50.27%	(99,136)	173,554	151,179
760	PUPIL TRANSPORTATION	1,999,212	1,517,748	5,694,274	3,431,306	1,340,164	4,354,110	23.54%	57.85%	56.47%	462,118	878,046	1,128,980
770	FOOD SERVICES	0	0	0	0	0	0	0.00%	0.00%	0.00%	0	0	0
790	OTHER PUPIL SUPPORT SERVICES	0	0	66	17	0	66	0.00%	0.00%	0.00%	0	0	0
TOTAL - PUPIL SUPPORT SERVICES		2,738,361	2,373,210	6,627,293	4,262,864	1,743,865	4,883,428	26.31%	56.58%	55.54%	401,008	1,342,857	1,520,762
FACILITIES													
810	OPERATIONS & MAINTENANCE	1,409,002	1,487,254	3,750,285	3,843,436	2,163,982	1,586,303	57.70%	68.89%	70.98%	1,139,397	1,024,584	1,000,168
850	CAPITAL FACILITIES	4,420,836	5,861,856	3,588,947	3,733,090	2,699,899	889,049	75.23%	44.70%	68.55%	79,495	2,620,404	3,030,540
TOTAL - FACILITIES		5,829,838	7,349,110	7,339,232	7,576,526	4,863,880	2,475,352	66.27%	49.60%	69.14%	1,218,892	3,644,988	4,030,708
OTHER FINANCING USES													
940	INSURANCE	91,039	99,029	113,300	917,797	896,458	(783,158)	791.23%	104.81%	74.54%	792,665	103,793	67,865
950	TRANSFERS	0	113,069	152,716	152,716	0	152,716	0.00%	0.00%	0.00%	0	0	0
TOTAL - OTHER FINANCING USES		91,039	212,098	266,016	1,070,513	896,458	(630,442)	336.99%	48.94%	74.54%	792,665	103,793	67,865
GENERAL FUND TOTAL		46,844,917	62,629,253	70,450,000	81,553,740	43,733,401	26,716,600	62.08%	49.26%	54.31%	12,882,203	30,851,198	25,443,355

Staff Survey Results

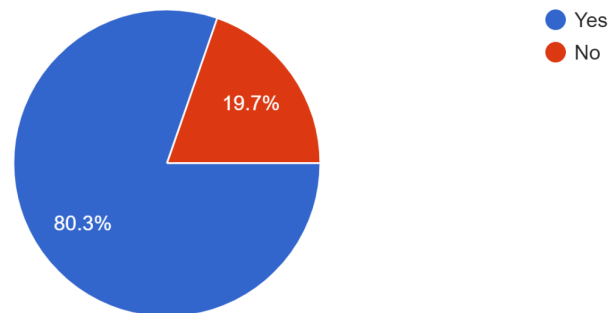
What MTCS program are you connected to?

127 responses



Would you support the decision to make mask wearing optional at each of our MTCS programs?
(Please know that we can revisit any decision made...ress any changes to the safety of our community.)

127 responses



Themes in Comment Section:

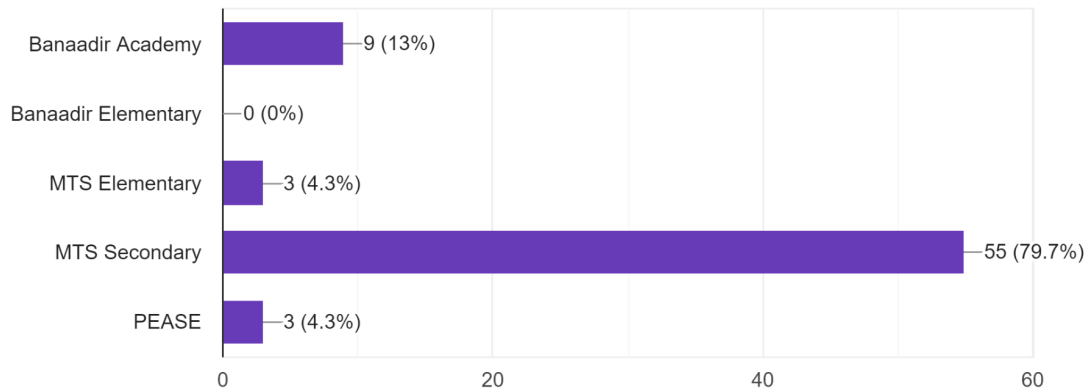
Yes: It is time. I'm tired of fighting with kids about wearing them. I trust the science that says we are ready. Nowhere else has to wear them. As long as the numbers support it, I support it.

No: I wouldn't feel comfortable working in the building if we remove masks. I'm more comfortable with keeping them until the end of the year. Why change now when we have little time left, we might as well just keep it until June.

Student Survey Results

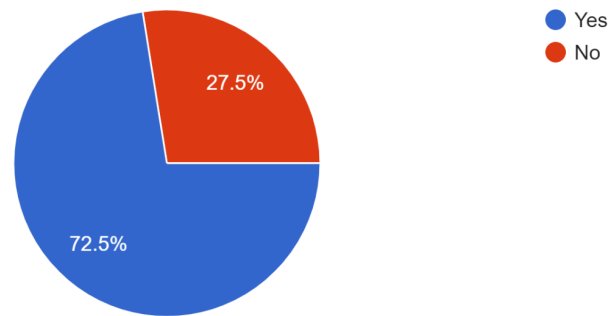
What MTCS program are you connected to?

69 responses



Would you support the decision to make mask wearing optional at each of our MTCS programs?
(Please know that we can revisit any decision made...ress any changes to the safety of our community.)

69 responses



Themes from Comment Section:

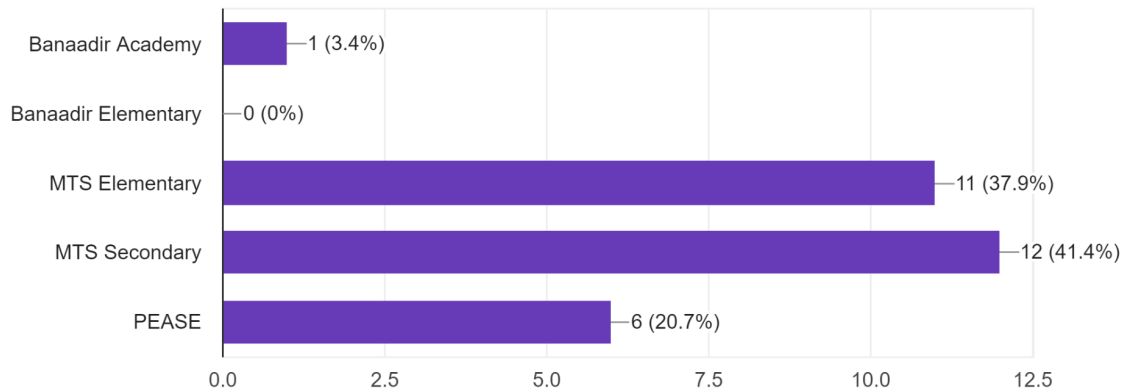
Yes: Give us the option. I'm tired of wearing my mask. I want to see people's faces. People should get the choice. I can't breathe well with one on.

No: I'm insecure without one. I'll keep wearing one. It is safer with a mask.

Family Survey Results

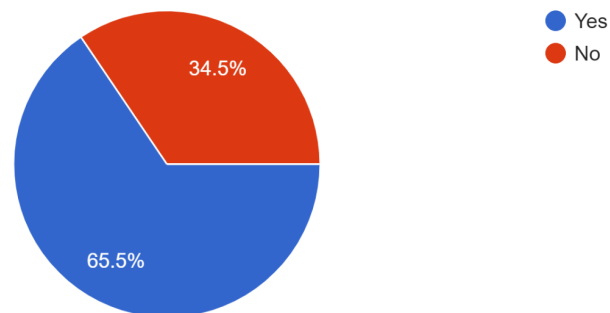
What MTCS program are you connected to?

29 responses



Would you support the decision to make mask wearing optional at each of our MTCS programs?
(Please know that we can revisit any decision made...ress any changes to the safety of our community.)

29 responses



Themes from Comment Section:

Yes: It's time. I trust the CDC. We don't have to wear them elsewhere, it is time to have the choice at school. Most people are vaccinated.

No: Masks are helpful to guard against other illnesses. I would not feel comfortable sending my child if no masks are worn. I don't think it should be optional. It hasn't been long enough.

Minnesota Transitions Charter School

Succession Plan

Minnesota Transitions Charter School (MTCS) has a shared leadership model. The Superintendent / Executive Director has the authority to act on all matters of school governance, subject to the oversight and authority of the Board of Directors, and its Executive Committee. The Superintendent / Executive Director has convened a leadership team of Directors to assist in the decision making for the network of schools. Although the make-up of the leadership team may change, it currently consists of the following positions:

- Associate Executive Director
- Director of Minnesota Virtual High School
- Director of Curriculum and Instruction
- Director of Student Services
- Director of MTS Elementary
- Director of Banaadir Academy
- Director of ELL
- Director of Banaadir Elementary
- Director of PEASE Academy

This Plan includes three parts:

- 1) A **Short-Term** plan for who will be in charge if the Superintendent / Executive Director is out of the building for a short period of time. Typically this is when he/she is out of the building for all or part of a day, or is gone from the school for up to two weeks.
- 2) An **Intermediate** plan for what would happen if the Superintendent / Executive Director is not able to handle the operations and administration of MTCS for longer than two weeks, and/or in the event of an emergency, including the death or disability of the Superintendent / Executive Director .
- 3) A **Succession** plan for what would happen if the Superintendent/ Executive Director has announced his/her intent to retire or if the Superintendent / Executive Director's employment is otherwise terminated.

1. Short-Term Plan:

When the Superintendent / Executive Director is out of the building, the leadership team will handle and address all communication and decisions pertaining to the facility, purchasing, payroll, and community relations. They will each handle the duties to which they are assigned. Major decisions may be delayed, at the option of the leadership team member, until the Superintendent / Executive Director is able to return, or until the Superintendent / Executive Director weighs in on the decision, if possible.

Decisions relating to students, parents and staff will be the responsibility of the Principal/Director in the building, along with the corresponding member of the Cabinet who is responsible for that program, if any.

Because of the short duration of the Superintendent / Executive Director's absence, Board members would not need to be informed or involved in the decision-making process. The Board Chair or Executive Committee may be notified of an absence lasting more than a few days.

2. Intermediate Plan

If the Superintendent / Executive Director is unable to work for a period of over two weeks, or in the event that he/she cannot perform their duties, such as the death or hospitalization of the Superintendent, an intermediate plan will be declared by the Board Chair and the Executive Committee. In the shortest time period possible, but no longer than 10 days, the Executive Committee of the Board will decide whether or not to hire an Interim Superintendent / Executive Director until the Superintendent/ Executive Director has recovered and is able to perform his/her duties, or until a permanent replacement is secured. A consultant may be employed to assist the Board in the search for the Interim Superintendent / Executive Director or a current Cabinet member may be appointed.

Until the time that an Interim Superintendent / Executive Director is hired and begins his/her duties, or until the Superintendent / Executive Director is able to return to his/her duties, the Associate Superintendent / Associate Executive Director will fulfill the duties of the Superintendent / Executive Director. If the Associate Superintendent / Associate Executive Director is unable to fulfill these duties, the Director of Minnesota Virtual Schools shall fulfill these duties. The full School Board shall meet to confirm the hiring of any Interim Superintendent / Executive Director.

In summary:

1. Within 10 days the Executive Committee of the Board will convene to determine whether to hire an Interim Superintendent / Interim Executive Director in the absence of the Superintendent / Executive Director.
2. When it is determined that the intermediate plan is activated, the Associate Superintendent / Associate Executive Director will fulfill the executive functions of MTCS until the Board has hired an interim replacement for the Superintendent / Executive Director.
3. If the Associate Superintendent / Associate Executive Director is unable to fulfill these duties while the Board hires an interim Superintendent / Interim Executive Director, the Director at Minnesota Virtual Schools will fulfill the executive functions of MTCS.
4. The full School Board will meet to confirm the hiring of any interim Superintendent / Executive Director.

3. Succession Plan

In the event that the Superintendent / Executive Director leaves his/her employment due to voluntary or involuntary termination or retirement, the Intermediate Plan, described above, will be followed.

Specifically, with regards to retirement, the Executive Committee and the Director of Human Resources shall meet and outline the steps that will be taken to hire a permanent successor. If practicable, a successor may be employed while the current Superintendent / Executive Director is still working at MTCS in order to help with the transition. The successor may act as an Assistant Superintendent and gradually take on more of the Superintendent's duties. The period of time for the successor to serve in the role of Assistant Superintendent shall not exceed one year.

Specifically, with regards to involuntary termination, the Superintendent / Executive Director will be relieved of his/her duties, effective immediately. The Board Chair will collect his/her keys, passes, computers, and any other school property. The outgoing Superintendent / Executive Director may collect their personal belongings at a time that is agreed upon by the Board of Directors or the Executive Committee, and at least two Board Members will be present while the outgoing Superintendent / Executive Director collects those items.